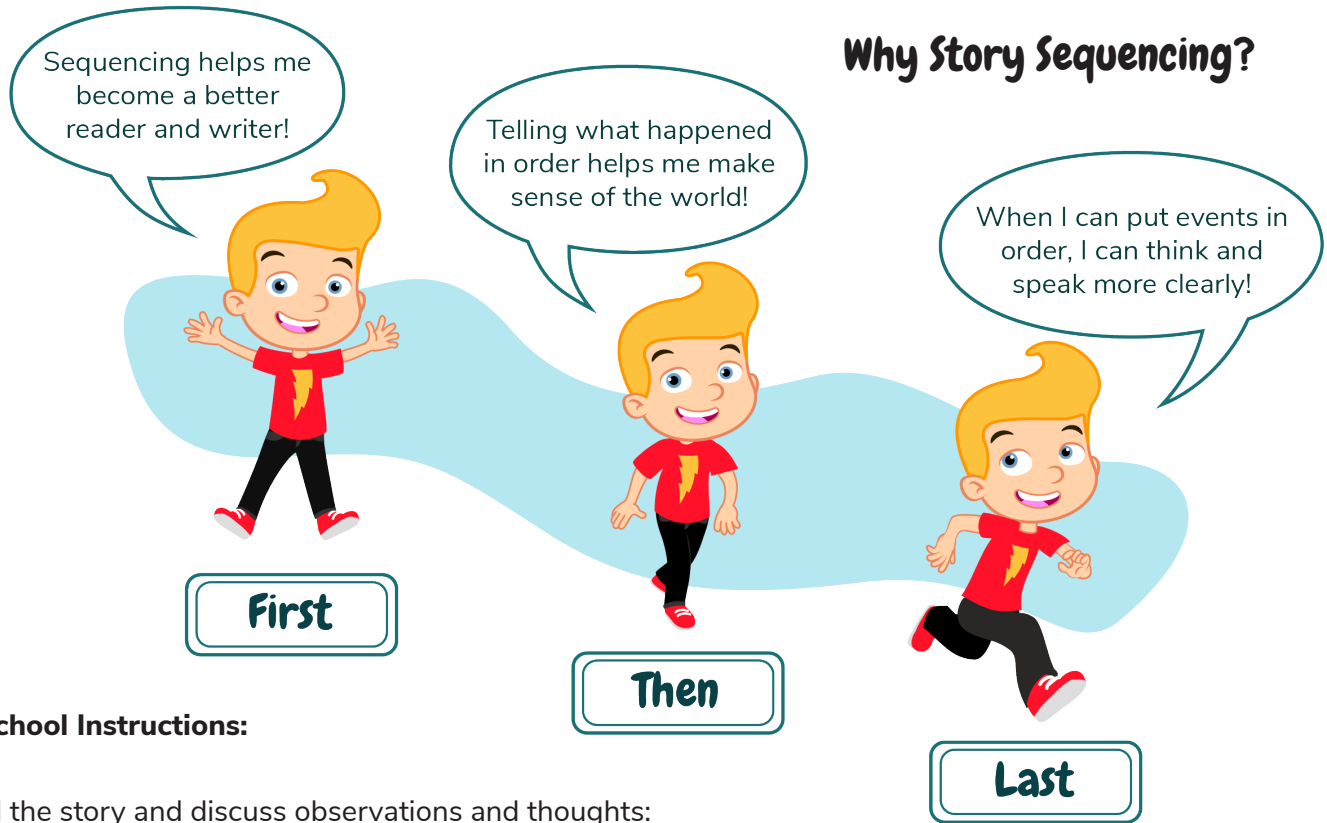


Story Sequence Activity Instructions

For the best experience, view the animation that corresponds with this book at WonderGroveLearn.net.



At School Instructions:

Read the story and discuss observations and thoughts:

1. Have your class retell the story in order:
 - a. What happened first? What was everyone doing at the beginning of the story? Where were they?
 - b. What happened next? Was there a problem?
 - c. What happened last? Was there a solution to the problem?
2. What Habit did the characters learn?
3. When the characters practiced the Habit, what did that look like? What strategies did they use to practice?
4. How did the characters feel before and after they practiced the Habit?
5. Can you think of a time that you practiced the Habit? When could you practice this Habit?

At Home Instructions:

1. Read this book with your child.
2. Ask your child to retell you the story using their own words.
3. Assess:
 - a. Did your child tell the story in the right order without skipping around?
 - b. Can they identify what comes first, in the middle, and last?
4. Have your child identify the first part of the story, the middle, and the end. Next, have them write the story in order of events to practice sequencing. Then, draw pictures of the events.

Story Sequence Activity

Instructions: Write one complete sentence about what happened first, next, and last in the story. Then, draw a picture in each box.

**What Happens
First?**

**What Happens
Next?**

**What Happens
Last?**

5 W's Activity Instructions

For the best experience, view the animation that corresponds with this book at WonderGroveLearn.net.

Why Discuss the 5W's?



At School Instructions:


1. Who were the characters in the story?
2. What was happening in the story?
3. When did the story take place?
4. Where did the story take place?
5. Why is this Habit important?
6. Point to similar structures in well-known stories from books, movies, and television. Show that each story is made up by a "Who? What? When? Where? and Why?" Connect this to their own stories and writing. As a class or individually, have students apply past knowledge to new situations by having them tell or write a story that happened to the class (or them personally) while identifying the story elements "Who? What? When? Where? and Why?"


At Home Instructions:


1. Read this book with your child.
2. Help your child fill out the graphic organizer to the right identifying the story elements "Who? What? When? Where? and Why?" If they are stuck, reference the questions above to discuss the story again before writing.


5 W's: Who, What, When, Where, and Why


Instructions: Write one sentence in each box describing who the story was about, what happened in the story, when this was happening, where the characters were, and why this Habit is important.

<p>Who?</p> 	<p>-----</p> <p>-----</p> <p>-----</p>
--	--

<p>What?</p> 	<p>-----</p> <p>-----</p> <p>-----</p>
--	--

<p>When?</p> 	<p>-----</p> <p>-----</p> <p>-----</p>
---	--

<p>Where?</p> 	<p>-----</p> <p>-----</p> <p>-----</p>
--	--

<p>Why?</p> 	<p>-----</p> <p>-----</p> <p>-----</p>
--	--